

## Wednesday 3<sup>rd</sup> February Year R - Home Learning

**Maths-** Exploring ways to make 10 using a 10 grid.

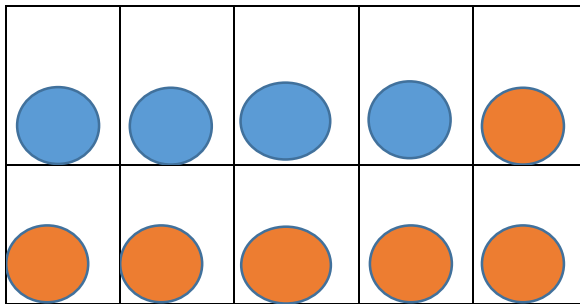
You will need your 10 grid (on the class webpage) & 10 coins (all the same amount).

Throw all the coins and see how many land heads and how many tails.

Place the coins on your grid all the heads, then all the tails.

Keep playing to see the different ways your 10 grid will look.


You could record your findings e.g  $7+3=10$



A few weeks ago there was a game throwing 5 objects into a bucket/hoop target. You can repeat this with 10 items and record how many were in and how many were out. Can you show your scores on a 10 frame?

For example, on the frame above shows I threw 4 in the bucket, and 6 out.

**PE** –Join our weekly Saints session at 10am. Zoom link as per last week.




**Creative-** Design and make your own emergency vehicle. Look through your recycling box for things you can use. Don't forget to add the details that your vehicle needs. You could ask a grown up for help to use some tools.

*How will you attach the wheels?*

*What did you use?*

*How could you improve your vehicle?*



**Phonics-** Our live lesson will be at 1pm today. New letter sound 'oy' followed by...

**Literacy-** 'oy' activity sheet to be completed after our phonics session in the afternoon to practise the new sound.

**Story** – Watch this episode of Biggleton called 'new rules'

<https://www.bbc.co.uk/iplayer/episode/b09qwq4j/biggleton-series-1-21-new-rules>

Please continue to use your **Evidence me app** to take and upload photos and a message of the day's learning to stay in touch. [sculverhouse@southtawton.org](mailto:sculverhouse@southtawton.org) if you need to email with any questions, I am in class with key worker children so will do my best to answer as quickly as I can.